



WEEKLY STOCKS RECOMMENDATION

KEY MARKET STATISTICS	3/14/2025	3/7/2025	WTD Change
NGX- ASI	105,955.13	106,538.60	↓ -0.55%
Mrk Cap (N'trn)	66.35	66.72	↓ -0.55%
Volume (bn)	3.28	1.82	↑ 80.47%
Mkt Turnover (N'bn)	63.52	47.23	↑ 34.50%
Number of Deals	60,782	64,222	↓ -5.36%

KEY ECONOMIC INDICATORS	
Inflation	24.48%
MPR	27.50%
GDP (Q4-2024)	3.84%

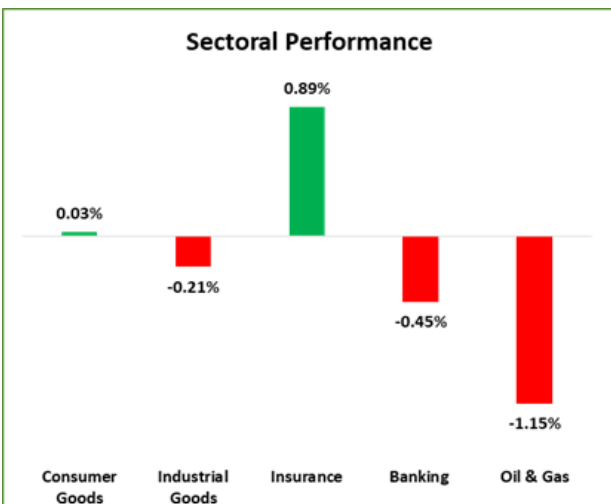
NIGERIA EQUITY MARKET

The Equity market experienced a total turnover of 3 281 billion shares worth N63.517 billion in 60,782 deals was traded this week by investors on the floor of the Exchange, in contrast to a total of 1 818 billion shares valued at N47.226 billion that exchanged hands last week in 64,222 deals.

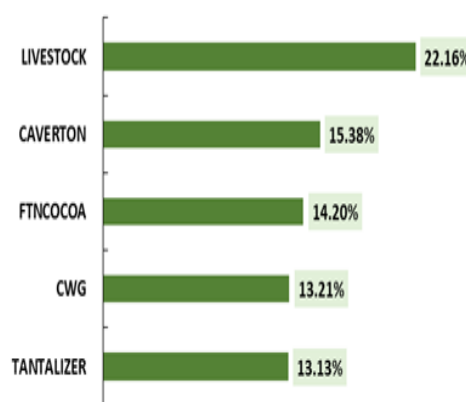
The Financial Services Industry (measured by volume) led the activity chart with 2 302 billion shares valued at N25.014 billion traded in 27,625 deals; thus contributing 70.17% and 39.38% to the total equity turnover volume and value respectively.

The Consumer Goods industry followed with 421 846 million shares worth N8.796 billion in 6 149 deals. Third place was the Services Industry, with a turnover of 228 075 million shares worth N800.274 million in 4,741 deals.

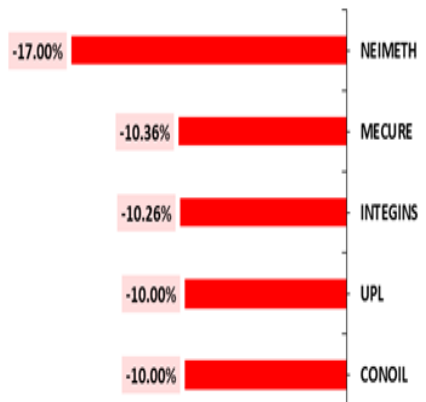
Trading in the top three equities namely Sovereign Trust Insurance Plc, Champion Breweries Plc and Jaiz Bank Plc (measured by volume) accounted for 1 621 billion shares worth N3.244 billion in 1,528 deals, contributing 49.42% and 5.11% to the total equity turnover volume and value respectively.



Top 5 WEEKLY GAINERS



TOP 5 WEEKLY LOSERS





WEEKLY STOCKS RECOMMENDATION

Valuation and Fundamental Metrics										
	Fundamental			Trailing/Forecast				Price History		
	NM	ROE	EPS	P/E	CP	TP	UPP	Year High	Year Low	Rating
<b>AGRICULTURE</b>										
OKOMUOIL	21%	4%	21.64	25.19x	545.2	627	15.0%	545.2	246.5	BUY
PRESKO	15%	4%	32.86	23.89x	785	864	10.0%	785	209	BUY
<b>CONSTRUCTION/REAL ESTATE</b>										
BERGER	6%	8%	1.54	0.08x	18.85	19	0.0%	23.95	12.35	HOLD
<b>CONSUMER GOODS</b>										
CADBURY	-24%	-36%	-8.37	-2.75x	23	6.07	-73.6%	32.25	15.25	SELL
UNILEVER	8%	4%	1.47	25.19x	37			40	13.45	UR
NB	-18%	-32%	-10.35	-3.09x	32			36.3	22.6	UR
NESTLE	-15%	-10%	-100.26	-9.72x	975	975	0.0%	975	795	HOLD
GUINNESS	-8%	-11%	-8.29	-8.92x	74	81	9.0%	79.9	44.5	HOLD
DANGSUGAR	-17%	-17%	-6.07	-5.77x	35.05	45	27.3%	61.25	28.55	HOLD
<b>FINANCIAL SERVICES</b>										
UBA	28%	49%	17.77	2.06x	36.6	50	37.8%	39.4	18.9	BUY
ETI	11%	50%	14.36	2.02x	29	40.78	40.6%	34.7	20.45	BUY
FIDELITYBK	21%	18%	3.11	5.52x	17.15	19.72	15.0%	21.15	7.85	BUY
ACCESSCORP	37%	74%	17.42	1.34x	23.4	49.5	111.4%	28.9	15.95	BUY
FBNH	32%	30%	8.65	3.39x	29.3	47.7	62.9%	43.95	18.5	BUY
ZENITHBANK	59%	45%	21.56	2.22x	47.8	61	28.1%	52	29.7	BUY
GTCO	98%	30%	18.34	3.33x	61	101.22	65.9%	64.5	32.35	BUY
<b>ICT</b>										
MTNN	-6%	-3%	-6.53	-37.54x	245	282	15.0%	267.8	169	BUY
AIRTELAFRI	14%	11%	239.48	9.01x	2156.9	2372.59	10.0%	2,200	1,973	BUY
<b>INDUSTRIAL GOODS</b>										
DANGCEM	21%	6%	26.74	17.95x	480	528	10.0%	591.10	349.20	BUY
BUACEMENT	15%	2%	2.05	45.34x	93.00	59.42	-36.1%	143.20	88.20	SELL
WAPCO	13%	4%	3.17	23.62x	75	66	-12.0%	78.55	32.60	SELL
<b>OIL AND GAS</b>										
SEPLAT	12%	2%	138.21	6.61x	5,700.00	4007	-29.7%	5,738.20	2,962.20	SELL
TOTAL	2%	6%	38.03	0.00x	637.00	870	36.6%	698.00	353.60	BUY

**Disclaimer**

Please note that this is neither an invitation nor a recommendation and must be construed solely as statements of opinion and not statements of fact. No warranty, express or implied, as to the accuracy, timeliness, completeness, merchantability or fitness for any particular purpose of any such recommendation or information is given or made by Arthur Stevens Asset Management Ltd in any form or manner whatsoever. Each recommendation or opinion must be weighed solely as one factor in any investment or other decision made by or on behalf of any user of the information contained herein and such user must accordingly make its own study and evaluation of each strategy/security that it may consider purchasing, holding or selling and should appoint his/her own investment or financial or other advisors to assist the user in reaching any decision. Arthur Stevens Asset Management Ltd will accept no responsibility of any nature in respect of any statement, opinion, recommendation or information contained in this document.